

# CCS Supplemental Form - Tip Sheet

Please refer to the instructions below on how to obtain the Live Births and Inborn Admissions for the CCS Supplemental Form from the resources listed below. This will assist in fulfilling task# 6 requirement for the 2017 Close-Out Checklist.

- I. Your Center's internal NICU Log Sheet
- II. The optional NICU Admit Database which can be accessed using the button at the right side footer of the CCS Supplemental Form, shown in the graphic below.

Check for Errors   Check Pending Items   Save Form


Show Values based on NICU Admit DB



- III. CMQCC Maternal Data Center (MDC). There are two ways to access this site:
  - 1) Direct login to the CMQCC MDC or
  - 2) Login to [www.cpqccreport.org](http://www.cpqccreport.org), and then look for the link to the CMQCC Maternal Data Center.

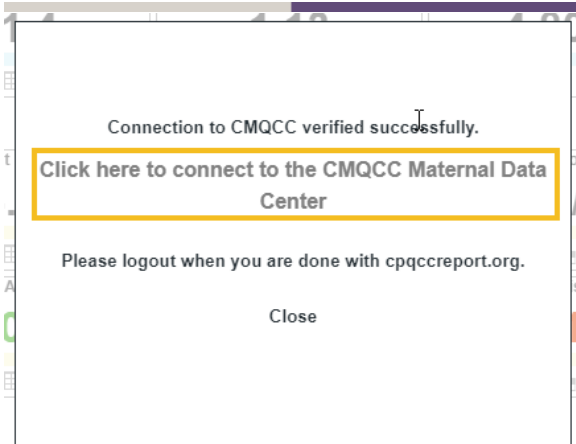
**NOTE: To access the CCS reports via the MDC, your Center must be an active track of the MDC.**

- a. Here's where you can find the link in [cpqccreport.org](http://cpqccreport.org). The link to the CMDC is at the bottom.



- b. Once you click on the link, then you should see this pop-up.

# CCS Supplemental Form - Tip Sheet



- c. This should take you to the landing page of your Center. Then under Hospital Statistics, at the very bottom of the list, you can click on "CCS Report."

Maternal Data Center [Home](#) [Data Entry](#) [Reports](#) [Support](#) Hi, Joe | [Logout](#)

[Home](#) > Demo Hospital

Demo Hospital Data Entry Status

Measures Period: Feb - Apr 2016

**2017 Leapfrog Group Survey - Maternity Results**

Reporting to the CMS EHR Incentive Program? The MDC is a Specialized Registry! See more.

**Hospital Clinical Performance Measures**

Early Elective Delivery (PC-01)	N/A
Cesarean Birth: NTSV - Nullip Term Singleton Vertex (PC-02: Current)	19.1%
Cesarean Birth: Primary	20.5%
Unexpected Newborn Complications: Severe	2.1%
Severe Maternal Morbidity	1.7%

View all 43 by name, organization, or topic  
Compare Two Measures  
View System Dashboard

**Hospital Data Quality Measures**

Missing / Inconsistent Delivery Method	1.8%
Missing / Inconsistent V27/Z37 (Outcome of Delivery)	0.3%

Data Submission Trends  
Correction Reports  
View all 19 Hospital Data Quality Measures

**Provider Performance Measures**

by Individual	by Practice Group
Cesarean Metrics	Cesarean Metrics
Elective Delivery Metrics	Elective Delivery Metrics
Vaginal Delivery Metrics	Vaginal Delivery Metrics

**Patient Safety Watch**

- Hemorrhage Patient Safety
- Preeclampsia Patient Safety

**CS Collaborative Measures**

Cesarean Birth: NTSV - Nullip Term Singleton Vertex (PC-02: Current)	19.1%
Structure Measures / To-Do List	22.2%
NTSV Spontaneous Labor Arrest / CPD: Consistency with Guidelines	N/A
NTSV Induced Labor Management: Consistency with Guidelines	N/A

View all 12 CS Collaborative Measures


**Hospital Statistics**

- Apr 2016 Live Births: 0 ▼
- YTD Live Births: 543 ▼
- Demographic Statistics
- Delivery Statistics
- Comorbidity and Complications Statistics
- Baby/Prematurity Statistics
- Utilization Statistics
- CCS Report**

[Support](#) | [Credits](#) Copyright 2018, CMQCC

# CCS Supplemental Form - Tip Sheet

## d. Then you can download the data needed to propagate the CCS Supplemental Form for births by BWGT and by GA.

 Data for CY 2017 will be available after February 20, 2018.

These counts are derived from Birth Certificate data that is submitted by your hospital to Vital Records.

These numbers will not match your CPQCC numbers; they include all live births, while CPQCC excludes GA < 22 weeks and BW < 400 grams.

### Birth Weight

Derived from Birth Certificate

Category	Count
Missing	0
Less than or equal to 400gms	0
401-500gms	1
501-750gms	2
751-1000gms	0
1001-1500gms	5
1501-2500gms	24
Greater than 2500gms	511

Download CSV (Excel)

### Gestational Age

Derived from Birth Certificate's OB Estimate of Gestational Age (weeks only)

Category	Count
Missing	1
Less than or equal to 21+6	1
22+0-31+6	7
32+0-33+6	4
34+0-36+6	38
37+0-38+6	136
39+0-41+6	355
42 weeks or greater	1

Download CSV (Excel)

## IV. The Automated Vital Statistics System (AVSS): Home page:

<http://www.avss.ucsb.edu/AVSSHome.htm>

# CCS Supplemental Form - Tip Sheet



Help Desk    Contacts    Background  
Software    Tech Assistance    Hardware  
Lists    Prenatal Care    Variables  
Manuals    File Layouts    Resources  
AVSS/NET    HIPAA    Release Notes  
Reports    Unknowns    Race 2000  
Baby Names    State Vital Records    2016 Birth Cert



AVSS Project  
Institute for Social, Behavioral, and Economic Research  
University of California, Santa Barbara, CA 93106  
Telephone: 815-449-5174 or 805-893-3214



Note that you will need your Center's MCH code to access this data.

Your MCH code can be found here:

<http://www.avss.ucsb.edu/hcodepdf.htm>

On the home page, you can click on Manuals to see all available PDF Manuals or click here to choose HTML or PDF:

<http://www.avss.ucsb.edu/manuals.htm>

- Depending on the version you've chosen, then click the "Report Generator" (HTML) or "Using the Report Generator" (PDF)